

Scaled data based on original data using
LM-79-08 Approved Method: Electrical and Photometric Measurements of Solid-
State Lighting Products

Test Report Prepared for
Cooper Lighting Solutions
(formerly Eaton)

Brand: McGRAW-EDISON

Report Number: P200162

Luminaire Tested: **GWC-AF-02-LED-E1-SLL-1200**

Issue Date: 3/3/2020

Test Information

Test Method: LM-79-08
Report Number: P200162
TEST IS SCALED FROM IESNA LM-79-08 TEST DATA (P24296)
Test Lab: INNOVATION CENTER P2
Issue Date: 3/3/2020
Manufacturer: COOPER LIGHTING SOLUTIONS (FORMERLY EATON)
Product Line: MCGRAW-EDISON
Catalog Number: GWC-AF-02-LED-E1-SLL-1200
Description: GALLEON WALL LUMINAIRE
(2) 70 CRI, 4000K, 1200mA LIGHTSQUARES WITH 16 LEDS EACH AND SPILL LIGHT ELIMINATOR LEFT OPTICS
Light Source: -
Ballast/Driver: ELECTRONIC DRIVER

Summary

Lumens per Lamp: N/A
Luminaire Lumens: 12250.9 lumens
Efficiency: N/A
Efficacy: 95.0 lumens/watt
Luminous Opening: Rectangular (W 1' x L: 0.5' x H: 0')
IES Classification: Type IV - Short - Non-Cutoff
BUG Rating: B2 - U0 - G3

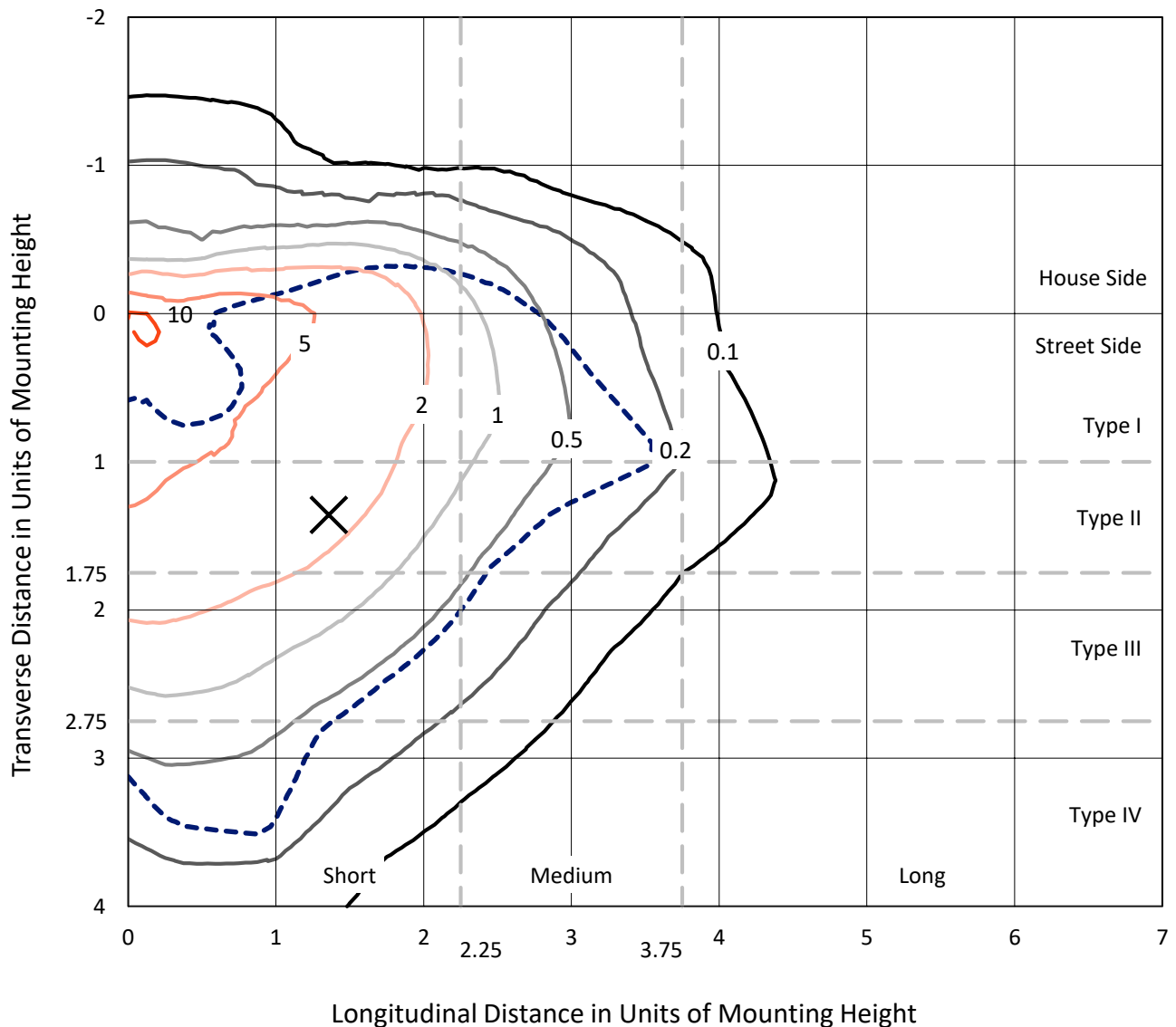
Input Watts (W): 129
Input Voltage (V): NR
Input Current (Ain): NR
Voltage Rise (V): NR
Power Factor: NR
Total Harmonic Distortion (THDi): NR
Frequency (hertz): 60
Stabilization Time: NR
Operation Time: NR
Ambient Temperature (°C): NR
Test Distance: 25 FT



REPORT NUMBER: P200162
 CATALOG NUMBER: GWC-AF-02-LED-E1-SLL-1200

Iso-Footcandle Lines of Horizontal Illumination

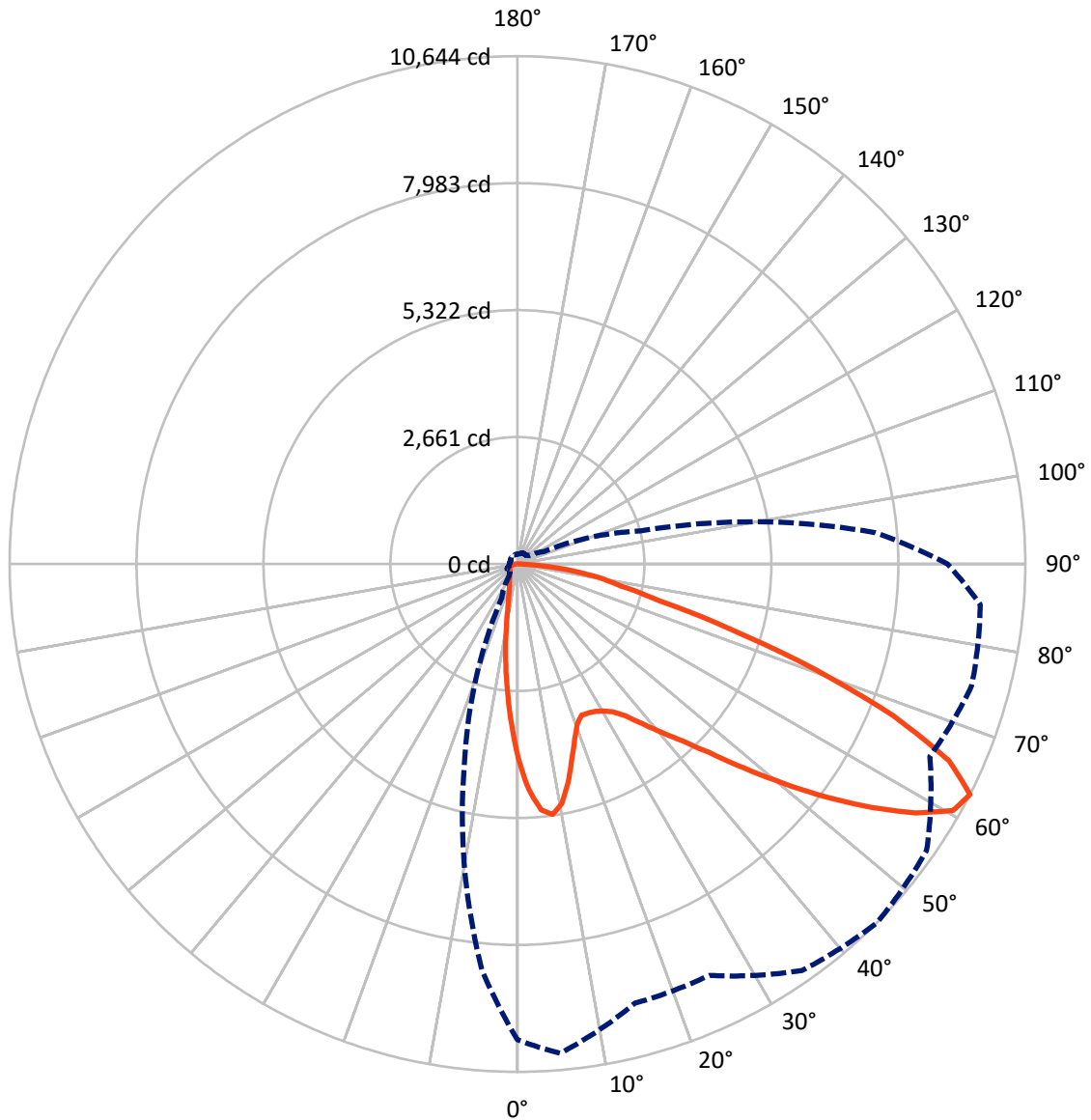
✕ Max cd
 - - - 1/2 Max cd



Based on 20 foot mounting height. Maximum calculated value = 12.2 fc
 Type IV - Short - Non-Cutoff

REPORT NUMBER: P200162
CATALOG NUMBER: GWC-AF-02-LED-E1-SLL-1200

Luminous Intensity Polar Plot



— Vertical Plane Through 45-Deg Lateral - - - Horizontal Cone Through 62.5-Deg Vertical

REPORT NUMBER: P200162

CATALOG NUMBER: GWC-AF-02-LED-E1-SLL-1200

FLUX DISTRIBUTION:

		Downward	Upward	Total
House Side	Lumens	2027.4	0.0	2027.4
	% Fixture	16.5	0.0	16.5
Street Side	Lumens	10223.5	0.0	10223.5
	% Fixture	83.5	0.0	83.5
Total	Lumens	12250.9	0.0	12250.9
	% Fixture	100.0	0.0	100.0

ZONAL LUMENS:

Zone	Lumens	% Fixture
0°-10°	301.3	2.5
10°-20°	552.5	4.5
20°-30°	805.6	6.6
30°-40°	1240.7	10.1
40°-50°	1825.9	14.9
50°-60°	2678.2	21.9
60°-70°	2993.9	24.4
70°-80°	1465.8	12.0
80°-90°	387.0	3.2
90°-100°	0.0	0.0
100°-110°	0.0	0.0
110°-120°	0.0	0.0
120°-130°	0.0	0.0
130°-140°	0.0	0.0
140°-150°	0.0	0.0
150°-160°	0.0	0.0
160°-170°	0.0	0.0
170°-180°	0.0	0.0
0°-90°	12250.9	100.0
0°-180°	12250.9	100.0

Coefficient of Utilization



REPORT NUMBER: P200162

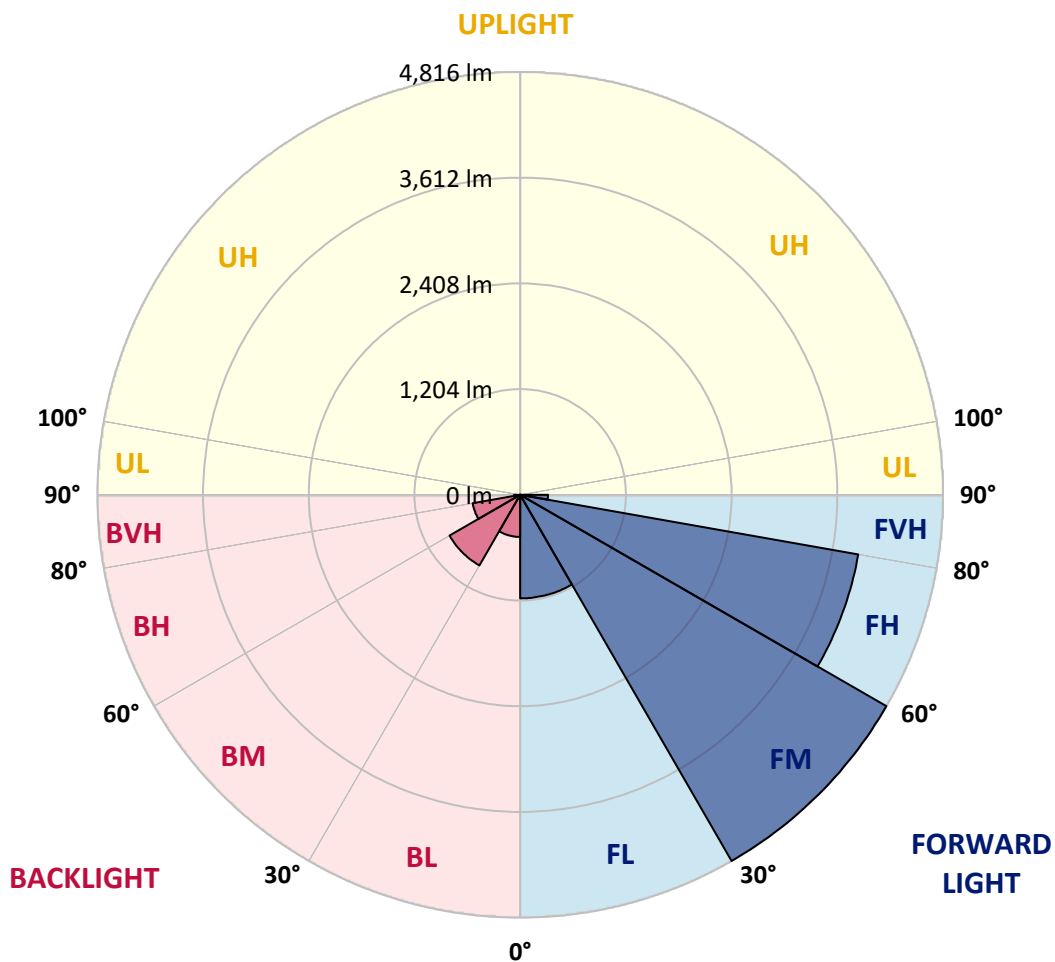
CATALOG NUMBER: GWC-AF-02-LED-E1-SLL-1200

LUMINAIRE CLASSIFICATION SYSTEM LUMEN TABLE AND BUG RATING:

Zone	Lumens	% Fixture	Zone Rating/Lumen Limit		
			B	U	G
FL (0°-30°)	1179.7	9.6			
FM (30°-60°)	4815.9	39.3			
FH (60°-80°)	3910.1	31.9			G2/5000
FVH (80°-90°)	317.8	2.6			G3/500
BL (0°-30°)	479.6	3.9	B1/500		
BM (30°-60°)	928.9	7.6	B1/1000		
BH (60°-80°)	549.6	4.5	B2/1000		G2/1000
BVH (80°-90°)	69.2	0.6			G1/100
UL (90°-100°)	0.0	0.0		U0/0	
UH (100°-180°)	0.0	0.0		U0/0	

BUG Rating: B2-U0-G3

Type IV Short





REPORT NUMBER: P200162
 CATALOG NUMBER: GWC-AF-02-LED-E1-SLL-1200

CANDELA DISTRIBUTION (FULL):

	0°	5°	15°	25°	35°	45°	55°	65°	75°	85°	90°
0°	4139.0	4139.0	4139.0	4139.0	4139.0	4139.0	4139.0	4139.0	4139.0	4139.0	4139.0
2.5°	4300.6	4369.3	4503.3	4603.7	4725.5	4753.9	4792.9	4754.6	4686.5	4596.2	4566.7
5°	4044.0	4190.8	4516.1	4802.3	5057.0	5175.4	5208.5	5110.8	4913.4	4654.2	4496.0
7.5°	3632.6	3841.4	4281.8	4703.3	5078.4	5300.0	5294.6	5067.7	4704.7	4282.5	4028.6
10°	3277.6	3516.1	4021.1	4492.6	4890.5	5105.4	5022.6	4732.3	4299.3	3813.0	3537.6
12.5°	3079.0	3312.7	3825.2	4298.6	4631.3	4705.4	4642.0	4357.9	3949.7	3458.2	3217.1
15°	3044.6	3301.3	3747.1	4132.3	4318.8	4254.1	4178.8	4051.5	3763.2	3343.6	3092.5
17.5°	3193.4	3476.3	3836.6	4016.4	3984.8	3872.3	3850.8	3864.9	3795.6	3471.0	3181.4
20°	3479.1	3818.5	4050.1	3961.9	3730.9	3576.0	3581.4	3797.6	4003.0	3793.5	3462.9
22.5°	3879.7	4266.9	4357.9	3990.8	3623.8	3440.0	3484.4	3834.6	4333.6	4264.9	3842.7
25°	4398.3	4751.2	4685.8	4095.9	3634.5	3456.8	3492.5	3962.6	4724.2	4736.4	4312.8
27.5°	4900.7	5228.0	4961.3	4235.3	3679.0	3496.5	3543.7	4163.9	5097.4	5248.1	4850.1
30°	5292.6	5520.3	5070.4	4362.6	3766.6	3574.0	3632.6	4355.2	5267.1	5593.6	5263.7
32.5°	5617.2	5780.9	5244.2	4520.2	3927.5	3695.9	3798.9	4587.5	5511.5	5922.3	5668.4
35°	6032.0	6078.5	5460.3	4696.0	4176.0	3908.0	4036.0	4815.1	5744.5	6254.3	6067.1
37.5°	6518.2	6458.3	5664.4	4936.4	4497.3	4240.0	4345.7	5065.0	5936.4	6630.8	6474.5
40°	6999.1	6855.0	5920.2	5309.4	4966.0	4631.3	4756.5	5331.7	6115.6	7007.9	6872.5
42.5°	7407.9	7194.4	6172.8	5719.6	5402.4	5063.0	5212.4	5600.3	6286.6	7329.7	7218.0
45°	7710.3	7444.9	6413.2	6113.6	6003.8	5636.8	5707.5	5908.2	6471.8	7598.5	7502.2
47.5°	7980.3	7696.8	6685.3	6510.9	6529.7	6382.9	6269.2	6266.4	6690.0	7818.0	7770.8
50°	8342.0	8046.3	6977.5	6920.4	7319.0	7221.3	6970.2	6684.7	6966.1	8067.2	8061.8
52.5°	8840.3	8599.9	7334.5	7361.5	8055.7	8119.8	7808.6	7187.0	7398.5	8524.5	8492.1
55°	9429.6	9289.5	7820.8	7868.5	8959.5	9005.3	8696.2	7815.3	8034.3	9186.5	9096.9
57.5°	9889.6	9859.9	8354.1	8477.3	9634.4	9840.4	9556.2	8542.7	8750.7	9744.1	9519.2
60°	10072.7	10216.2	8921.8	9091.5	10258.6	10486.9	10237.7	9181.8	9385.8	9975.1	9490.2
62.5°	9973.8	10294.3	9526.5	9512.4	10398.0	10643.8	10468.7	9537.4	9856.5	9736.7	9010.0
65°	9516.5	10013.5	9877.4	9404.0	9921.2	9941.4	9884.9	9378.4	9967.6	8983.1	8082.0
67.5°	8520.5	9235.6	9415.4	8474.6	8634.9	8503.6	8408.7	8508.3	9388.5	7853.7	6792.4
70°	6939.9	8016.0	8102.2	6778.3	6705.5	6617.3	6428.0	6975.6	8245.7	6436.8	5389.6
72.5°	5102.7	6234.1	6498.8	4971.3	4634.7	4652.8	4503.3	5256.9	6704.1	4781.5	4023.9
75°	3491.1	4514.1	5084.5	3468.9	3064.9	3072.2	3053.4	3724.9	5339.8	3326.1	3011.0
77.5°	2550.3	3225.2	3834.6	2332.1	2264.1	2222.4	2212.2	2606.3	4093.8	2415.0	2338.2
80°	2046.6	2382.7	2575.9	1616.3	1738.2	1734.8	1678.9	1792.0	2673.6	1766.4	1748.9
82.5°	1419.7	1831.1	2087.0	1266.7	1173.1	1153.6	1167.1	1334.7	1889.7	1207.5	1148.3
85°	748.9	1216.3	2066.8	1122.6	696.3	555.6	691.0	1093.0	1637.1	639.8	560.3
87.5°	95.6	351.6	1368.4	447.8	274.8	148.1	328.0	615.5	1051.3	130.6	113.9
90°	0.0	0.0	0.0	0.0	0.0	0.0	0.0	0.0	0.0	0.0	0.0



REPORT NUMBER: P200162
 CATALOG NUMBER: GWC-AF-02-LED-E1-SLL-1200

CANDELA DISTRIBUTION (continued):

	95°	105°	115°	125°	135°	145°	155°	165°	175°	180°	185°
0°	4139.0	4139.0	4139.0	4139.0	4139.0	4139.0	4139.0	4139.0	4139.0	4139.0	4139.0
2.5°	4490.5	4400.9	4283.8	4175.4	4062.9	3951.1	3805.0	3713.4	3650.1	3637.9	3611.0
5°	4381.4	4083.8	3858.9	3664.2	3487.8	3238.6	3100.6	2986.1	2924.8	2918.7	2903.9
7.5°	3878.4	3467.6	3163.9	2888.4	2638.6	2437.2	2215.0	2111.3	2068.8	2078.9	2089.1
10°	3355.1	2895.8	2546.9	2265.4	2045.3	1875.6	1697.1	1576.6	1493.0	1476.2	1472.8
12.5°	2972.6	2468.9	2130.1	1931.4	1761.1	1601.4	1412.2	1270.1	1161.7	1124.6	1099.8
15°	2811.0	2260.1	1905.1	1691.0	1503.1	1300.4	1124.6	975.8	876.2	843.8	825.6
17.5°	2845.3	2202.2	1750.3	1476.2	1235.7	1024.3	802.7	675.5	615.5	600.1	600.1
20°	3025.8	2191.4	1622.3	1278.2	978.6	733.4	551.6	478.8	459.3	457.3	462.7
22.5°	3279.0	2229.1	1526.7	1106.4	760.4	535.4	429.6	402.7	393.9	396.0	402.0
25°	3656.1	2356.4	1457.3	953.6	596.7	438.4	383.2	367.0	362.9	368.4	375.8
27.5°	4103.3	2483.6	1414.2	838.4	503.7	400.7	364.4	347.5	350.2	356.9	363.7
30°	4496.0	2588.1	1346.2	756.3	474.8	402.7	364.4	341.5	338.7	340.1	342.1
32.5°	4848.2	2658.8	1266.7	678.1	409.5	357.6	340.1	336.8	321.9	316.5	317.2
35°	5151.9	2658.8	1218.9	632.4	367.0	317.2	288.9	272.1	264.6	265.4	272.7
37.5°	5444.9	2605.6	1195.3	606.8	344.1	301.7	276.8	262.0	251.9	249.8	251.2
40°	5703.5	2528.1	1168.4	596.0	326.6	292.3	268.7	256.6	245.8	242.4	243.2
42.5°	5910.8	2465.5	1138.7	581.9	315.9	285.5	263.3	252.6	240.4	237.0	236.4
45°	6135.0	2444.6	1099.8	553.6	321.2	286.2	262.0	250.5	238.4	234.4	233.0
47.5°	6430.8	2509.9	1059.4	519.9	332.7	289.6	264.0	250.5	237.7	234.4	233.0
50°	6803.1	2663.5	1008.1	470.8	321.2	299.0	263.3	248.5	237.7	234.4	231.7
52.5°	7281.3	2870.9	940.8	414.2	314.5	321.9	262.0	244.5	234.4	229.7	224.9
55°	7862.5	3040.6	860.7	367.8	299.0	315.9	259.9	239.8	228.9	222.3	218.2
57.5°	8288.2	3101.9	757.6	337.4	277.4	305.8	257.3	233.6	222.3	216.9	211.4
60°	8204.0	2983.3	670.7	318.5	264.6	276.1	255.2	228.3	216.1	212.2	207.5
62.5°	7529.8	2673.6	614.9	309.7	256.6	251.9	257.3	222.9	210.8	206.7	205.4
65°	6519.0	2216.3	592.6	307.8	249.8	237.7	239.1	216.9	204.7	201.3	200.0
67.5°	5377.4	1788.6	573.1	314.5	241.1	227.6	220.9	208.8	198.7	195.3	192.6
70°	4240.6	1487.7	564.4	310.5	230.4	217.5	210.1	200.0	191.3	187.9	185.9
72.5°	3415.0	1256.7	559.7	306.4	216.1	204.1	197.3	188.5	179.1	177.8	175.7
75°	2889.7	988.0	512.5	293.6	200.0	187.9	183.2	175.1	165.7	165.7	164.3
77.5°	2229.1	714.5	426.3	259.9	183.2	169.7	165.7	159.6	148.8	150.9	150.2
80°	1646.5	466.1	333.4	215.5	162.3	149.6	147.5	141.5	130.0	132.7	132.7
82.5°	1128.0	305.8	239.8	176.5	138.7	126.6	126.6	120.5	107.7	109.1	113.1
85°	566.4	210.1	179.1	136.7	107.7	101.7	101.7	97.0	84.2	84.9	90.2
87.5°	172.4	126.6	118.6	97.7	77.4	76.1	72.7	69.4	61.3	60.7	63.9
90°	0.0	0.0	0.0	0.0	0.0	0.0	0.0	0.0	0.0	0.0	0.0



REPORT NUMBER: P200162
 CATALOG NUMBER: GWC-AF-02-LED-E1-SLL-1200

CANDELA DISTRIBUTION (continued):

	195°	205°	215°	225°	235°	245°	255°	265°	270°	275°	285°
0°	4139.0	4139.0	4139.0	4139.0	4139.0	4139.0	4139.0	4139.0	4139.0	4139.0	4139.0
2.5°	3569.9	3531.5	3485.1	3382.7	3348.4	3346.4	3377.4	3345.0	3406.9	3380.8	3409.7
5°	2879.0	2841.2	2789.4	2658.8	2579.3	2525.5	2499.8	2424.4	2478.9	2439.2	2472.3
7.5°	2117.3	2126.1	2091.7	2014.9	1841.9	1755.0	1703.8	1658.0	1697.8	1693.7	1757.0
10°	1488.3	1511.9	1487.7	1410.2	1270.1	1222.3	1231.7	1249.9	1301.8	1328.7	1426.4
12.5°	1071.4	1070.1	1054.7	985.2	893.0	898.4	936.7	968.4	1016.2	1044.5	1144.2
15°	800.0	788.0	781.2	724.7	672.1	683.5	702.4	705.7	736.1	752.9	833.7
17.5°	604.8	610.8	618.3	577.9	538.1	530.7	515.9	497.7	506.5	509.8	550.2
20°	480.2	504.4	522.6	494.3	453.9	432.4	413.5	401.4	401.4	400.7	412.1
22.5°	419.5	437.1	456.6	437.1	400.7	381.9	371.0	361.6	360.3	360.3	371.0
25°	386.6	399.4	418.2	404.8	377.8	363.7	353.5	341.5	336.8	335.4	342.8
27.5°	370.4	375.8	385.2	373.1	350.2	343.5	340.7	330.0	324.0	320.6	328.0
30°	342.8	341.5	342.1	330.0	311.8	311.2	315.9	317.8	315.9	315.2	326.6
32.5°	317.2	314.5	313.8	303.1	286.2	282.1	286.2	290.2	295.0	301.7	315.2
35°	284.9	291.6	295.6	286.2	266.0	253.9	249.2	241.7	237.7	237.7	253.2
37.5°	259.3	274.8	280.8	272.1	249.8	233.0	224.9	223.6	224.2	227.0	241.7
40°	250.5	262.0	267.4	258.6	236.4	220.9	216.1	214.8	216.1	220.2	235.1
42.5°	245.1	253.2	252.6	241.7	223.6	212.8	210.1	208.8	210.1	214.2	230.4
45°	240.4	245.8	240.4	227.6	210.8	205.4	206.1	205.4	206.7	210.8	226.3
47.5°	236.4	238.4	231.7	218.9	201.3	200.0	202.7	204.7	206.1	209.4	225.6
50°	230.4	230.4	224.2	210.8	193.2	194.0	197.3	202.0	202.7	206.7	219.5
52.5°	222.9	222.3	218.2	205.4	186.6	188.5	188.5	194.0	195.3	200.0	213.5
55°	216.9	215.5	213.5	201.3	180.4	183.8	181.9	183.8	187.2	191.9	206.7
57.5°	211.4	208.8	208.8	198.0	175.7	177.1	172.4	175.1	179.1	183.2	198.7
60°	206.1	203.4	204.7	193.2	168.4	167.0	165.0	170.4	171.8	176.5	191.9
62.5°	200.0	198.0	198.7	187.9	163.0	159.6	159.6	164.3	165.0	171.8	186.6
65°	195.3	192.6	191.9	182.5	156.9	152.8	154.9	156.9	158.3	165.0	179.1
67.5°	190.6	185.2	185.2	177.8	150.2	146.2	150.2	149.6	151.5	157.6	169.0
70°	184.5	177.1	177.8	174.4	143.4	138.7	142.1	141.5	142.8	146.8	158.3
72.5°	175.1	169.0	170.4	169.0	136.7	130.0	131.3	131.3	131.3	134.7	146.8
75°	163.0	158.3	162.3	165.7	128.6	119.2	120.5	120.5	118.6	120.5	135.3
77.5°	148.1	145.5	159.0	154.3	119.2	107.7	107.7	106.4	102.4	105.1	121.2
80°	132.0	130.0	146.8	129.3	108.4	93.6	92.3	88.9	84.9	86.8	103.0
82.5°	115.2	113.1	123.3	99.0	93.6	77.4	74.1	68.0	63.9	66.0	80.8
85°	94.3	94.3	94.9	74.8	71.4	59.2	55.2	47.2	42.5	43.8	57.9
87.5°	67.3	69.4	63.9	51.1	42.5	33.0	30.3	25.6	21.6	25.0	30.3
90°	0.0	0.0	0.0	0.0	0.0	0.0	0.0	0.0	0.0	0.0	0.0



REPORT NUMBER: P200162
 CATALOG NUMBER: GWC-AF-02-LED-E1-SLL-1200

CANDELA DISTRIBUTION (continued):

	295°	305°	315°	325°	335°	345°	355°	360°
0°	4139.0	4139.0	4139.0	4139.0	4139.0	4139.0	4139.0	4139.0
2.5°	3557.8	3631.9	3716.1	3823.8	3916.1	4067.7	4213.1	4300.6
5°	2660.1	2783.3	2936.9	3134.2	3318.0	3594.1	3868.3	4044.0
7.5°	1903.8	2035.9	2201.5	2448.0	2708.0	3060.2	3422.5	3632.6
10°	1575.1	1710.6	1850.0	2016.3	2229.1	2612.3	3040.6	3277.6
12.5°	1303.1	1447.9	1598.1	1773.2	1970.5	2312.6	2806.3	3079.0
15°	997.4	1159.0	1336.1	1557.6	1804.8	2200.2	2748.4	3044.6
17.5°	683.5	864.0	1081.6	1355.0	1657.4	2163.7	2852.1	3193.4
20°	470.8	602.1	834.4	1154.9	1518.6	2159.0	3051.4	3479.1
22.5°	393.9	452.6	622.3	971.1	1414.2	2216.9	3360.5	3879.7
25°	364.4	399.4	497.1	811.5	1338.1	2350.3	3786.1	4398.3
27.5°	346.8	378.5	451.2	707.2	1278.2	2505.2	4200.2	4900.7
30°	353.5	385.9	438.4	653.9	1196.8	2634.5	4568.0	5292.6
32.5°	318.5	332.7	375.8	606.8	1138.1	2742.9	4889.9	5617.2
35°	271.4	296.3	335.4	584.5	1139.5	2815.7	5240.8	6032.0
37.5°	258.6	283.6	311.8	576.4	1154.9	2893.1	5643.5	6518.2
40°	250.5	273.4	297.7	571.7	1169.7	2963.8	6038.1	6999.1
42.5°	245.1	266.0	296.3	555.6	1177.2	3027.1	6362.8	7407.9
45°	244.5	266.0	301.7	539.4	1188.7	3095.1	6634.8	7710.3
47.5°	245.1	274.8	291.6	519.9	1188.7	3209.0	6954.0	7980.3
50°	242.4	289.6	280.8	492.2	1161.0	3424.4	7391.7	8342.0
52.5°	241.1	287.6	259.9	449.9	1113.2	3766.6	7952.7	8840.3
55°	237.7	277.4	245.1	386.6	1057.3	4139.7	8553.4	9429.6
57.5°	234.4	245.8	237.0	331.3	971.1	4402.3	8967.0	9889.6
60°	262.7	214.8	230.4	304.4	855.9	4474.4	8950.8	10072.7
62.5°	243.2	201.3	221.6	298.3	775.1	4272.4	8537.2	9973.8
65°	190.6	192.6	212.8	315.9	753.6	3736.9	7804.6	9516.5
67.5°	174.4	183.8	204.1	338.1	755.7	2992.1	6709.5	8520.5
70°	164.3	174.4	194.0	349.5	761.0	2230.4	5304.7	6939.9
72.5°	152.8	161.6	182.5	351.6	726.0	1620.4	4088.5	5102.7
75°	139.4	147.5	166.3	306.4	601.4	1124.0	3127.5	3491.1
77.5°	123.9	130.0	146.2	236.4	446.5	719.2	2347.7	2550.3
80°	105.8	109.1	122.5	173.1	305.8	449.9	1857.4	2046.6
82.5°	84.9	86.2	94.9	130.0	198.7	288.9	1243.8	1419.7
85°	59.9	59.9	65.4	94.3	135.3	183.2	675.5	748.9
87.5°	28.3	28.9	28.9	51.9	70.7	93.0	155.6	95.6
90°	0.0	0.0	0.0	0.0	0.0	0.0	0.0	0.0

(END OF REPORT)